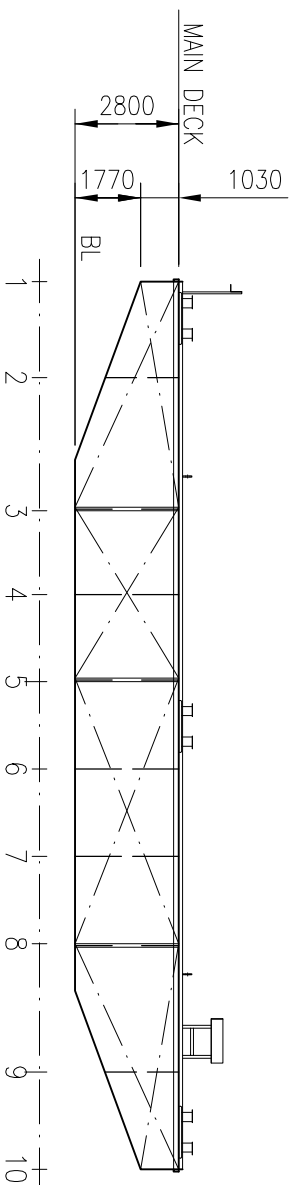
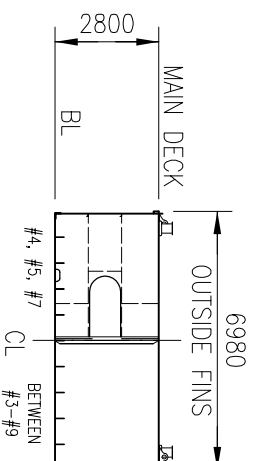


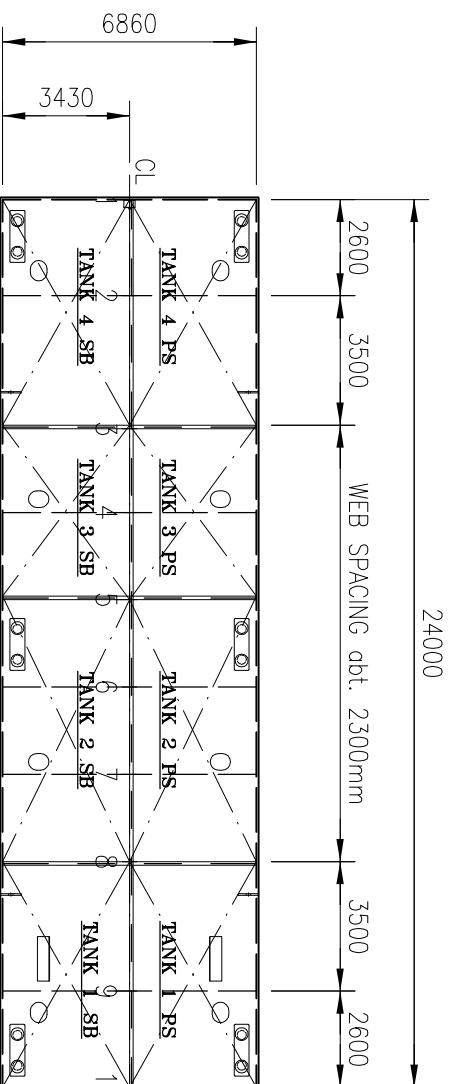
**** = ASSUMED PRINT: 300x300mm.**
EVERY OTHER LOADCASE TO BE CONSIDERED SPECIALLY.



SIDE VIEW



SECTION



MAIN DECK

MAIN DIMENSIONS:
 LENGTH OVER ALL 24,00 m
 BREADTH MOULDED 6,86 m
 DEPTH MOULDED 2,80 m
 GROSS 122 GT
 NET 122 NT

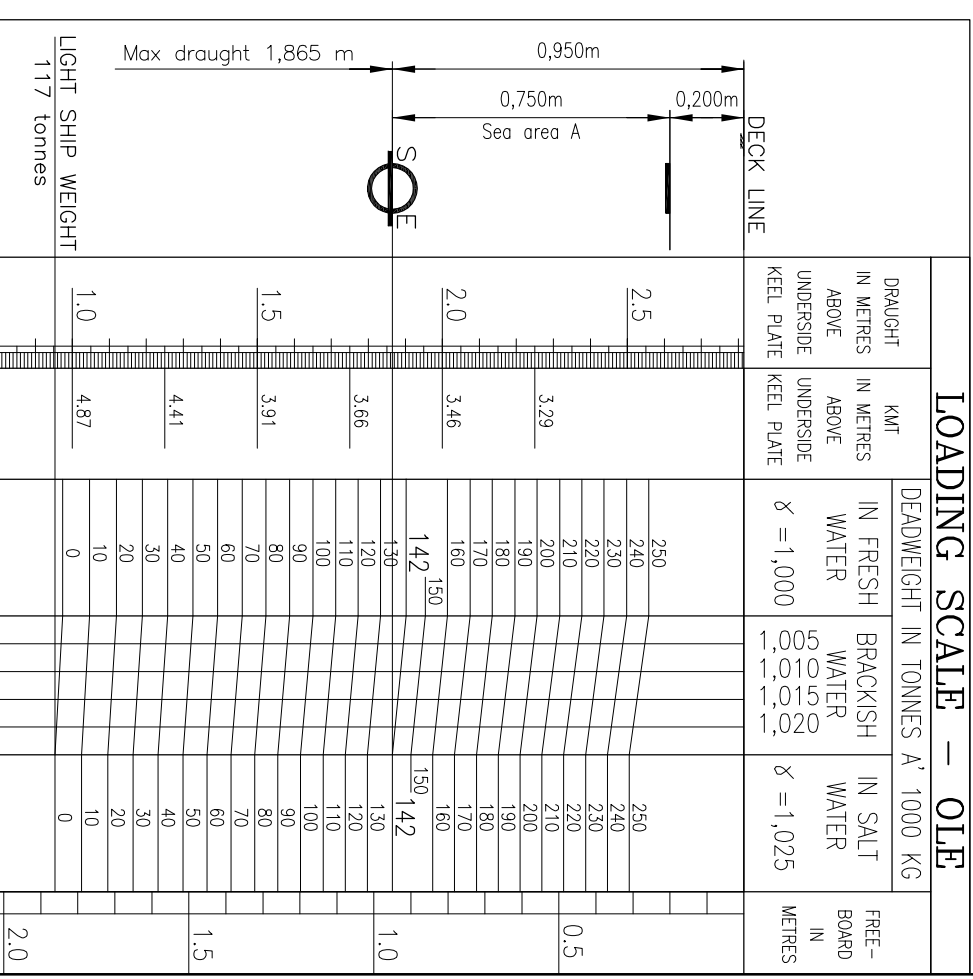
CAPACITIES OF TANKS

TANK No.	VOLUME m ³	LCC fr. L/2 m	VCG fr. BL m	TCG fr. CL m	MOM. OF INERT. m ⁴
1 PS VOID	43.3	8.47	1.67	-1.72	20.5
1 SB VOID	43.3	8.47	1.67	+1.72	20.5
2 PS W.B.	67.0	2.36	1.40	-1.72	23.8
2 SB W.B.	67.0	2.36	1.40	+1.72	23.8
3 PS W.B.	44.6	-3.54	1.40	-1.72	15.9
3 SB W.B.	44.6	-3.54	1.40	+1.72	15.9
4 PS VOID	43.3	-8.47	1.67	-1.72	20.5
4 SB VOID	43.3	-8.47	1.67	+1.72	20.5

PERMISSIBLE LOADS

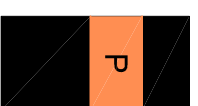
LOAD CASE	MAX. PERM. LOAD	DIM. PART
ANYWHERE ON DECK #3-#8	1.4 TONNES /m ²	Plate thickness
ANYWHERE ON DECK #1-#3, #8-#10	4.0 TONNES /m ²	Plate thickness
EVEN DISTRIBUTION: TRV. WEB	26.6 TONNES /m.	Buckling
EVEN DISTRIBUTION: BHD.	26.6 TONNES /m.	Buckling
POINT LOAD: ANYWHERE ON DECK #3-#8	6.0 TONNES **	Plate thickness
POINT LOAD: D : 0 , #1-#3,#8-#10	17.5 TONNES **	Weld
POINT LOAD: ANYWHERE ON WEB	17.5 TONNES **	Weld
POINT LOAD: ANYWHERE ON BULKHEAD	17.5 TONNES **	Weld
POINT LOAD: BULKHEAD/ WEB	46.7 TONNES **	Weld
POINT LOAD: BULKHEAD/ BULKHEAD	46.7 TONNES **	Weld

LOADING SCALE - OLE



“OLE”

CALL SIGN: SLBU



PRÅMKOMPANIET AB
 Bogsering - Pråmuthyrning - Isbrytning

Skal Hedarna 166 Tel. +46 (0)523 66 07 45
 SE-453 92 Lysekil Fax. +46 (0)523 66 07 22
 Sweden

3 LOADING SCALE ADDED

YARD:	DATE:	DATE:	OCT.2009	O/LA
TK/MHO	2005-07-11	2006-03-22		
PH				

OLE

CAPACITY PLAN

DWG NO.	SHEET:	NO. OF SHEETS:	ISSUE:
05138-152-01	1	1	3